




# ENERG

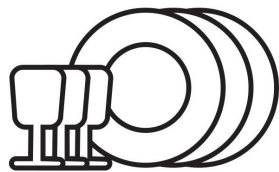


WINIA


WVW-15A1ESI



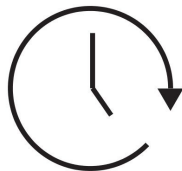
**97** kWh / 



**15** x



**9,0** L



**3:41**



AB**C**D